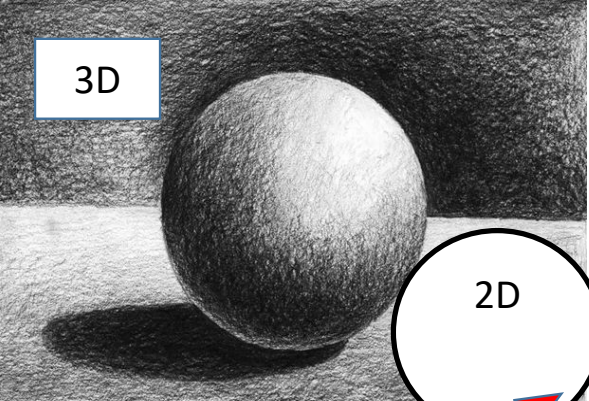
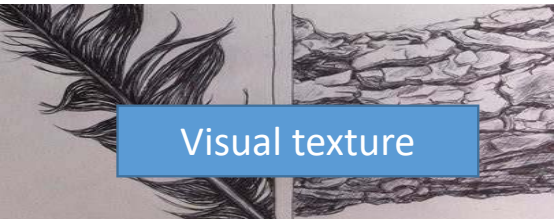


FORMAL ELEMENTS


TONE



LINE - The path made by a pencil
TONE - Shading to show light and dark
TEXTURE - How a surface feels
SCALE - Another word for size
COLOUR - What you see when light reflects off a surface
SHAPE/ PATTERN - Patterns are repeated shapes
FORM - 3D shapes



COLOUR PRIMARY COLOURS



SECONDARY COLOURS



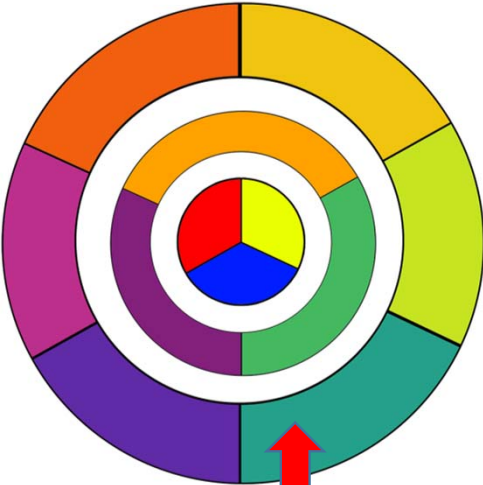
A shape is an area enclosed by a line. It is flat= 2D
 Height and width
 Form is a 3D object: Height, Width and depth.
REMEMBER: when we apply tone to a drawing we create the illusion of tone

Water colour paint:
REMEMBER
 less water=bold colour
 More water= dull colour

Keep you pencil sharp
 Rub out mistakes: do not tear pages out or cross out work

Did you know?
 "H" is on a pencil to indicates how hard the lead is. "B" to designate the blackness of the pencil's mark, indicating a softer lead. So therefore a HB pencil is perfect for drawing as it is hard enough to give crisp lines but soft enough to smudge for tone application.

DRAWING OBSERVATION
 A big part of art is observation. By **looking carefully** at objects, we can break them down into simple shapes to make them easier to draw.



Tertiary colour:
 Primary + secondary